

Economic Development

The City of Savannah is built on a history of commerce, innovation, and prosperity. Founded by James Oglethorpe in 1733, Savannah was originally established to increase trade with other colonies. Savannah's business climate was as accommodating as its weather. Settlers quickly discovered that Savannah's soil was rich, and the climate was favorable for the cultivation of cotton and rice. Plantations and slavery became highly profitable systems for whites in the neighboring Lowcountry of South Carolina; therefore, Georgia, the last free colony, legalized slavery.


Due to the economic renaissance brought on by the exportation of cotton, residents built lavish homes and churches throughout the City of Savannah that

reflected the wealth of the times. With the growth of trade, especially after the invention of the cotton gin on a plantation outside of Savannah, the city became a rival of Charleston as a commercial port. Many of the world's cotton prices

were set on the steps of the Savannah Cotton Exchange in the 1800s.

Today, Savannah has a diverse economy that includes manufacturing, service, government and military, tourism, port-

related distribution, and a burgeoning number of creative and technical businesses. Savannah has an available workforce and exceptional training opportunities, within an hour's drive. Savannah also enjoys a strategic coastal location.



4.1 Introduction

The Economic Development Chapter of the Comprehensive Plan is an inventory and assessment of the community's economic base, labor force characteristics, and economic development opportunities and resources. It attempts to determine the community's needs and goals in light of population trends, natural resources, housing, and land use in order to develop a strategy for the economic well-being of the community.

The economic development policies and activities of the County and City are to encourage development and expansion of businesses and industries that are suitable for the community. Factors to consider when determining suitability include job skills required; long-term sustainability; linkages to other economic activities in the region; impact on the resources of the area; and prospects for creating job opportunities that meet the needs of a diverse local workforce.

4.2 Regional Economy

The region has a diverse economy that includes manufacturing, higher education, government and military, tourism, port-related distribution, and a burgeoning number of creative and technical businesses. The region has an available workforce and exceptional training opportunities, with more than 50,000 college students all within an hour's drive of the coast, however, the unemployment rate in the region is currently higher than the national average.

Chatham County and Savannah are the hub of an 11-county region that features a diversified workforce and growing economy. The region is not only a top tourist destination but also an ideal place for businesses and families. People want to live and work in the Coastal Empire.

4.3 Chatham – Savannah Economy

Over the past 25 years, the City of Savannah and Chatham County have experienced a boom of economic activities. Energized by the upsurge in tourism in the mid 1990s and other positive economic factors, the city and county have entered the 21st century in the



enviable position of being able to use the past to enhance the present and future. Savannah's Landmark Historic District is experiencing commercial revitalization that is spreading southward into the Victorian District, eastward toward the islands, northward on to Hutchison Island, and finally westward toward the industrialized areas of Savannah.

However, the severe economic recession that hit the entire country beginning in 2008 also effected Chatham County. However, as Savannah and Chatham County again begin to flourish, the need for a trained workforce and higher paying jobs rises. While there are

more employment opportunities today, many of these do not pay wages necessary to support a family. As the City and County's economy continues to diversify, a better balance will be struck between job opportunities and wages.

4.3.1 Manufacturing

Chatham County and Savannah enjoys a diversified manufacturing base. Products range from paper and forest products to chemicals, from construction equipment to food processing, and from corporate jets to drill bits. The significance of the manufacturing segment of the local economy cannot be overstated. Some of the largest employers and highest wage earning workers are within the manufacturing segment.

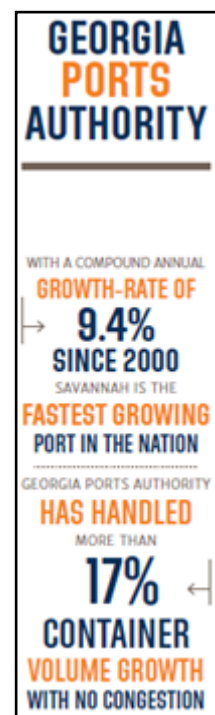
4.3.2 Port

The Port of Savannah is the largest single terminal container facility in North America as well as the busiest container port in the U.S. Southeast. It includes over 1,400 acres and statewide, the port contributes to over 369,000 jobs throughout the State annually and contribute \$20.4 billion in income, \$84.1 billion in sales and \$1.3 billion in state and local taxes to Georgia's economy.

The Georgia Ports Authority (GPA) operates two deepwater terminals in Chatham County, the Ocean Terminal and the Garden City Terminal. The port serves as a major distribution hub due in part to location. The port expansion and ready access to two major interstate highways has resulted in the location of major warehouses in Chatham County.

In terms of total annual container trade, import and export, the port has continually seen an increase and is currently poised to continue growing as the Savannah Harbor deepening gets underway. When complete, the Harbor will allow Savannah to better accommodate today's megaships.

The success of Georgia's ports translates to employment opportunities for each of Georgia's 159 counties. Port-related expansions announced during Fiscal Year 2015 will bring more than \$619 million in investment, 4.3 million square feet of development and approximately 3,000 new jobs to Georgia (Georgia Ports Authority).



- Two Railroads, Norfolk Southern & CSX, On Terminal
- Over 3 Million Ft² of Warehouse Space Available Within 30 Miles of Port
- Immediate Access to Two Major Interstates: I-16 (East/West) and I-95 (North/South)
- 9,700 Feet of Contiguous Berth Space
- Four-hour Drive to Major Markets: Atlanta, Orlando and Charlotte
- Largest Concentration of Import Distribution Centers on the East Coast

4.3.3 Creative & Technical Businesses

A burgeoning group of small to large creative and technical firms have chosen Chatham County and Savannah for their location. To support and encourage this growth, organizations such as the Creative Coast were formed through collaborative private and public partnerships to leverage the area's unique blend of bright talent, leading-edge technologies, and exceptionally high quality of life – all to stimulate the growth of entrepreneurial, creative, and technical business in the area.

Since the development of the Creative Coast in 1997, numerous organizations and efforts have come together to better meet the needs of the creative community that is Savannah. By focusing on creative entrepreneurialism, technology, new media, art, music, and food culture these groups are helping to support and shape the future of Savannah.

4.3.4 Military & Government

The Fort Stewart/Hunter Army Airfield military complex is a major sector in Savannah and Chatham County's economy. Hunter Army Airfield (HAAF) is located inside the city limits of Savannah. Its mission is to provide air transport to Fort Stewart, home base of the 3rd Infantry Division, located in nearby Liberty County covering nearly 285,000 acres. HAAF has the longest army runway on the east coast, and facilities on the 5,400-acre airfield can handle the largest military aircraft. HAAF is accessed by rail and a major road network. Fort Stewart is located 40 miles from Savannah, in Liberty, Bryan and portions of Evans, Long, and Tattnall Counties.



Fort Stewart and HAAF together are one of Coastal Georgia's largest employers. The ratio of military to civilian employees is approximately six to one, with 22,422 officers and enlisted military and 3,891 civilians employed at both installations. Fort Stewart accounts for nearly three-fourths of the military employment in the area.



In 2015, there were 22,422 officers and enlisted military and 3,891 federal civilian employees totaling to 26,313 workers. Total payroll for both bases is estimated at well over one billion dollars and with an annual financial impact of four to five billion dollars. Fort Stewart and Hunter AAF continue to play an important role in the regional economy.

Daily Working Population				
	2012	2013	2014	2015
Military	27,314	23,149	23,315	22,422
Civilian	4,077	4,077	3,883	3,891
Total	27,226	27,226	27,198	26,313

Table 4.1: Daily Working Population at FS/HAAF

The strong presence of military in the area further increases the demand for businesses in retail, food service, real estate, education, and other sectors.

4.3.5 Tourism

Chatham County and Savannah have a well-earned reputation as a favorite tourist destination, and the atmosphere and activities that draw these visitors give it vibrancy unmatched by most coastal areas. The Savannah National Landmark Historic District is the largest of its kind in the United States. To that end, in 2014 over 13 million tourists visited Savannah, in large part to view the historic architecture, monuments and the coastal area's natural beauty.

4.3.6 Aerospace



Aerospace manufacturing has been a key industry in Savannah since Gulfstream Aerospace Corporation planted roots in 1967. As the largest aerospace manufacturer in the Southeast, Gulfstream employs nearly 10,000 workers locally. In addition, more than 30 aerospace-related companies are located in Savannah, making the area a true aerospace supplier cluster.

Savannah's aerospace industries enjoy the same benefits as other businesses in the city's advanced manufacturing sector, including state and local incentives, easy access to

the Port of Savannah, the Savannah/Hilton Head International Airport and nationally recognized workforce training programs, among others. (Savannah Economic Development Authority)

4.4 Assessment

4.4.1 Economic Base

The City of Savannah and Chatham County has a diverse economic base similar to that of many coastal cities. Employment is highest in the service, retail trade, and manufacturing sectors. The largest manufacturing facilities in the City and County produce textiles, paper products, chemicals, transportation equipment, and food products. Retail trade establishments are located throughout downtown and the rest of the County, in shopping centers and on individual sites, and provide for the daily needs of area residents. Regional shopping centers attract customers from throughout the southeast.



Major employers in the service sector include the health care industry, the tourist industry, and educational institutions. Candler, St. Joseph's and Memorial Hospitals are the most visible component of the City's health care industry. Additional health care jobs are provided at clinics, nursing homes, laboratories, and the offices of doctors, dentists and other health care practitioners. The healthcare field will continue to grow in the Chatham County region due the growth in numbers of the aging population.



Major educational institutions providing employment include the Savannah State University (SSU), South University, Armstrong State University (ASU), Savannah Technical College, Savannah College of Art and Design, and the Chatham County Board of Education. Major businesses providing support for the tourist industry include hotels, restaurants, gift shops, and museums.

4.4.2 Labor Profile

The following pages detail the 2015 labor profile for Chatham County for the following topic areas as reported by the Georgia Department of Labor:

- Population
- Employment Trends
- Industry Employment Numbers
- Largest Employers
- Commuting Patterns
- Education of the Labor Force

Chatham County Area

Labor Profile



Updated: Jul 2016

Labor Force Activity - 2015

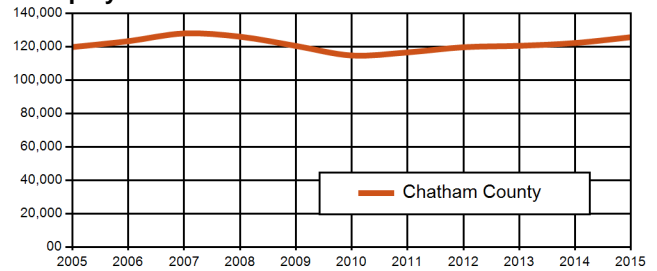
2015 ANNUAL AVERAGES

	Labor Force	Employed	Unemployed	Rate
Chatham	133,265	125,625	7,640	5.7%
Bryan	15,784	14,967	817	5.2%
Effingham	26,706	25,368	1,338	5.0%
Chatham Area	175,755	165,960	9,795	5.6%
Georgia	4,770,873	4,490,931	279,942	5.9%
United States	157,129,917	148,833,417	8,296,333	5.3%
Beaufort, SC	71,344	67,467	3,877	5.4%
Jasper, SC	11,733	11,132	601	5.0%

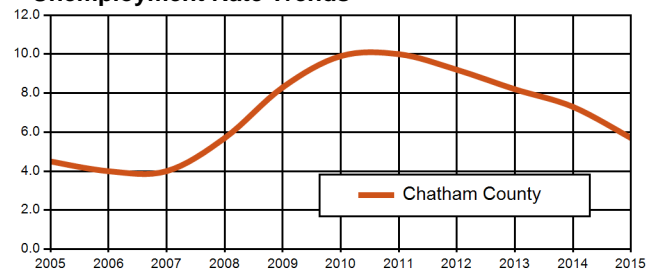
Note: This series reflects the latest information available. Labor Force includes residents of the county who are employed or actively seeking employment.

Source: Georgia Department of Labor; U.S. Bureau of Labor Statistics.

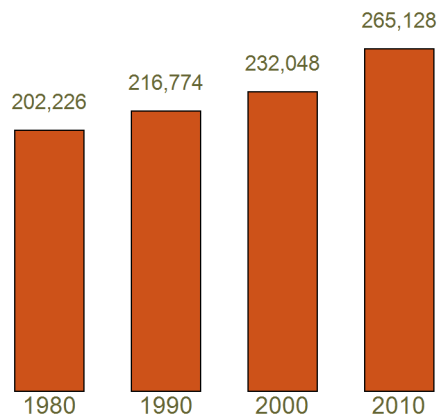
Employment Trends



Unemployment Rate Trends



Population Estimates



Population

	2010 Census	2015 Rank	2015 Estimate	% Change 2000-2015	2025 Projected*	% Change 2010-2025
Chatham	265,128	12	286,956	8.2	307,576	16.0
City of Savannah	136,286					
Chatham Area	527,421		586,612	11.2	678,626	28.7
Georgia	9,687,653		10,214,860	5.4	13,426,590	38.6
United States	308,745,538		321,418,820	4.1	349,439,199	13.2
Beaufort, SC	155,898		179,589	15.2	194,590	24.8
Jasper, SC	23,912		27,824	16.4	27,900	16.7

Source: Population Division, U.S. Census Bureau, *Governor's Office of Planning and Budget.

Industry Mix - 4th Quarter of 2015

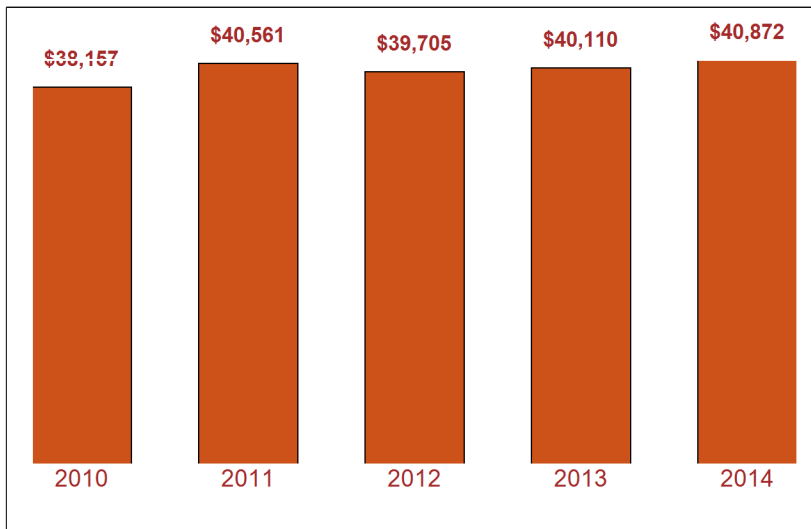
INDUSTRY	Chatham				Chatham Area			
	NUMBER OF FIRMS	EMPLOYMENT		WEEKLY WAGE	NUMBER OF FIRMS	EMPLOYMENT		WEEKLY WAGE
		NUMBER	PERCENT			NUMBER	PERCENT	
Goods-Producing	833	20,857	14.1	1,516	1,099	23,685	14.4	1,470
Agriculture, Forestry, Fishing and Hunting	16	141	0.1	849	43	256	0.2	781
Mining, Quarrying, and Oil and Gas Extraction	1	*	*	*	5	8	0.0	824
Construction	589	5,058	3.4	1,007	777	5,924	3.6	977
Manufacturing	227	15,657	10.6	1,686	274	17,497	10.6	1,647
Food	28	864	0.6	1,313	31	870	0.5	1,307
Beverage and Tobacco Product	6	93	0.1	772	7	96	0.1	757
Textile Mills	1	*	*	*	1	*	*	*
Textile Product Mills	7	86	0.1	950	9	93	0.1	889
Apparel	1	*	*	*	1	*	*	*
Leather and Allied Product	1	*	*	*	1	*	*	*
Wood Product	10	192	0.1	933	15	305	0.2	988
Paper	8	1,094	0.7	1,559	11	2,064	1.3	1,559
Printing and Related Support Activities	15	219	0.1	884	16	247	0.1	832
Petroleum and Coal Products	4	203	0.1	1,230	4	203	0.1	1,230
Chemical	23	803	0.5	1,638	25	805	0.5	1,636
Plastics and Rubber Products	4	*	*	*	5	*	*	*
Nonmetallic Mineral Product	28	579	0.4	1,092	38	841	0.5	1,048
Primary Metal	1	*	*	*	1	*	*	*
Fabricated Metal Product	25	597	0.4	1,255	33	656	0.4	1,244
Machinery	7	414	0.3	1,268	11	490	0.3	1,325
Computer and Electronic Product	5	40	0.0	1,231	5	40	0.0	1,231
Electrical Equipment, Appliance, and Component	4	38	0.0	1,034	5	*	*	*
Transportation Equipment	24	*	*	*	26	*	*	*
Furniture and Related Product	12	96	0.1	968	13	96	0.1	968
Miscellaneous	13	111	0.1	1,007	16	117	0.1	984
Service-Providing	7,199	108,844	73.6	796	8,731	118,522	71.9	784
Utilities	13	329	0.2	1,551	19	518	0.3	1,572
Wholesale Trade	411	5,157	3.5	1,315	475	5,645	3.4	1,300
Retail Trade	1,282	19,105	12.9	553	1,467	21,434	13.0	547
Transportation and Warehousing	413	10,693	7.2	956	484	11,218	6.8	946
Information	96	1,745	1.2	931	108	1,779	1.1	931
Finance and Insurance	594	3,409	2.3	1,278	659	3,821	2.3	1,225
Real Estate and Rental and Leasing	394	2,062	1.4	787	456	2,264	1.4	788
Professional, Scientific, and Technical Services	873	5,011	3.4	1,284	1,008	5,728	3.5	1,261
Management of Companies and Enterprises	63	1,068	0.7	1,482	69	1,092	0.7	1,465
Administrative and Support and Waste Management and Remediation Services	513	10,151	6.9	677	597	10,661	6.5	676
Educational Services	69	3,439	2.3	1,036	75	3,473	2.1	1,030
Health Care and Social Assistance	760	19,476	13.2	1,087	884	20,604	12.5	1,067
Arts, Entertainment, and Recreation	129	1,908	1.3	516	136	1,973	1.2	510
Accommodation and Food Services	954	20,963	14.2	358	1,088	22,813	13.8	350
Other Services (except Public Administration)	635	4,329	2.9	646	747	5,032	3.1	641
Unclassified - industry not assigned	380	382	0.3	1,088	459	470	0.3	1,035
Total - Private Sector	8,412	130,083	88.0	912	9,830	142,207	86.3	899
Total - Government	128	17,736	12.0	988	221	22,621	13.7	941
Federal Government	64	2,575	1.7	1,375	87	2,866	1.7	1,370
State Government	48	4,984	3.4	1,008	77	5,165	3.1	995
Local Government	16	10,177	6.9	880	57	14,590	8.9	837
ALL INDUSTRIES	8,540	147,819	100.0	921	10,051	164,828	100.0	904
ALL INDUSTRIES - Georgia					296,056	4,232,832		1,002

Note: *Denotes confidential data relating to individual employers and cannot be released. These data use the North American Industrial Classification System (NAICS) categories. Average weekly wage is derived by dividing gross payroll dollars paid to all employees - both hourly and salaried - by the average number of employees who had earnings; average earnings are then divided by the number of weeks in a reporting period to obtain weekly figures. Figures in other columns may not sum accurately due to rounding. All figures are 4th Quarter of 2015.

Source: Georgia Department of Labor. These data represent jobs that are covered by unemployment insurance laws.

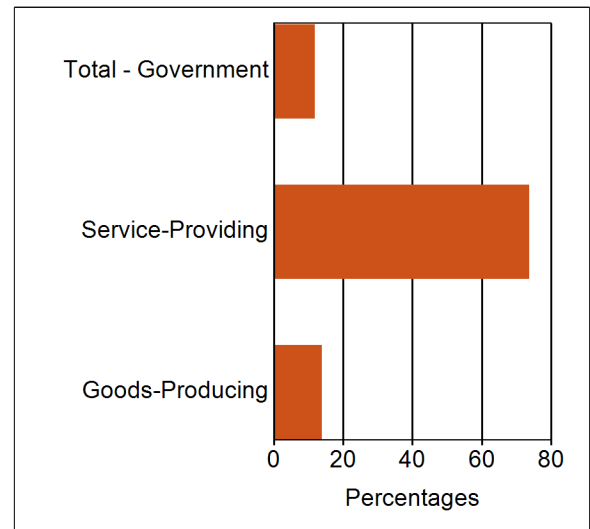
Chatham Per Capita Income

Source: U.S. Bureau of Economic Analysis



Chatham Industry Mix 2015

Source: See Industry Mix data on Page 2.



Top Ten Largest Employers - 2015*

Chatham

Armstrong Atlantic State University
Candler Hospital, Inc.
Gulfstream Aerospace Corp
Marine Terminals Corporation-East
Memorial Health University Medical Center
Savannah College of Art and Design
Snelling Staffing Services
St. Joseph's Hospital, Inc.
The Kroger Company
Walmart

*Note: Represents employment covered by unemployment insurance excluding all government agencies except correctional institutions, state and local hospitals, state colleges and universities. Data shown for the Third Quarter of 2015. Employers are listed alphabetically by area, not by the number of employees.

Source: Georgia Department of Labor

Chatham Area

Candler Hospital, Inc.
Fort Howard Group
Gulfstream Aerospace Corp
Marine Terminals Corporation-East
Memorial Health University Medical Center
Savannah College of Art and Design
Snelling Staffing Services
St. Joseph's Hospital, Inc.
The Kroger Company
Walmart

COUNTY

Chatham
Effingham
Chatham
Chatham
Chatham
Chatham
Chatham
Chatham
Chatham
Chatham

Commuting Patterns

EMPLOYED RESIDENTS OF

Chatham

COUNTY WHERE EMPLOYED	NUMBER	PERCENT OF TOTAL
Chatham, GA	108,826	93.6
Liberty, GA	1,557	1.3
Effingham, GA	1,474	1.3
Beaufort, SC	1,373	1.2
Bryan, GA	852	0.7
Bulloch, GA	248	0.2
Jasper, SC	188	0.2
Glynn, GA	153	0.1
Other	1,557	1.3
Total Residents:	116,228	100.0

PERSONS WORKING IN

Chatham

COUNTY OF RESIDENCE	NUMBER	PERCENT OF TOTAL
Chatham, GA	108,826	74.6
Effingham, GA	13,142	9.0
Bryan, GA	7,171	4.9
Liberty, GA	4,113	2.8
Bulloch, GA	3,620	2.5
Beaufort, SC	1,608	1.1
Jasper, SC	1,040	0.7
Long, GA	431	0.3
Other	5,916	4.1
Total Residents:	145,867	100.0

Note: Other category represents employment from U.S. counties only.

Source: U.S. Census Bureau - 2010 County-To-County Worker Flow Files.

Education of the Labor Force

Chatham Area

	PERCENT OF TOTAL	PERCENT DISTRIBUTION BY AGE				
		18-24	25-34	35-44	45-64	65+
Elementary	3.5%	1.4%	2.1%	2.5%	2.4%	10.8%
Some High School	10.5%	18.2%	9.3%	6.8%	8.3%	13.3%
High School Grad/GED	31.6%	32.8%	26.7%	31.7%	33.6%	32.2%
Some College	23.5%	35.1%	23.2%	22.1%	21.5%	17.5%
College Grad 2 Yr	7.1%	5.3%	8.8%	7.9%	7.9%	4.3%
College Grad 4 Yr	15.9%	6.8%	22.2%	20.0%	16.1%	12.1%
Post Graduate Studies	7.9%	0.2%	7.7%	9.1%	10.2%	9.8%
Totals	100.0%	100.0%	100.0%	100.0%	100.0%	100.0%

Note: Totals are based on the portion of the labor force between ages 18 - 65+. The "Some College" category represents workers with less than two years of college and no degree.

Source: U.S. Census Bureau - 2010 Decennial Census.

High School Graduates - 2015

	PUBLIC SCHOOLS	PRIVATE SCHOOLS*	TOTAL
Bryan	523	--	523
Chatham	1,775	--	1,775
Effingham	712	--	712
Chatham Area	3,010	--	3,010



Note: Public schools include city as well as county schools systems.

* Private schools data is not available for 2015 from Georgia Independent School Association.

Source: The Governor's Office of Student Achievement of Georgia.

Colleges and Universities

Chatham Area

Chatham

Virginia College-Savannah	http://fusion.erau.edu/ec/www/centerinfo.cfm?code=11
Embry-Riddle - Savannah Campus	http://www.gtsav.gatech.edu/
Georgia Tech Savannah Campus	http://www.gtsav.gatech.edu/
Troy University	savannah.troy.edu
Armstrong Atlantic State University	www.armstrong.edu
University of Phoenix-Savannah Campus	www.phoenix.edu
Savannah Law School	www.savannahlawschool.org/
Savannah State University	www.savannahstate.edu/
Crossroads Campus (Satellite campus of Savannah Technical College)	www.savannahtech.edu
Savannah Technical College	www.savannahtech.edu
Savannah College of Art and Design	www.scad.edu
South University-Savannah	www.southuniversity.edu

Effingham

Effingham Campus (Satellite campus of Savannah Technical College)	www.savannahtech.edu
---	--

Note: The colleges and universities listed include public and private institutions. This list is updated periodically as information becomes available.

Source: Integrated Postsecondary Education Data System (IPEDS).

Technical College Graduates - 2015*

PROGRAMS	TOTAL GRADUATES			PERCENT CHANGE	
	2013	2014	2015	2013-2014	2014-2015
Accounting Technology/Technician and Bookkeeping	47	52	46	10.6	-11.5
Administrative Assistant and Secretarial Science, General°	48	46	55	-4.2	19.6
Airframe Mechanics and Aircraft Maintenance Technology/Technician°	87	78	101	-10.3	29.5
Allied Health and Medical Assisting Services, Other°	269	241	216	-10.4	-10.4
Autobody/Collision and Repair Technology/Technician°	42	35	42	-16.7	20.0
Automobile/Automotive Mechanics Technology/Technician°	272	226	218	-16.9	-3.5
Barbering/Barber	14	22	13	57.1	-40.9
Business Administration and Management, General°	17	54	49	217.6	-9.3
CAD/CADD Drafting and/or Design Technology/Technician°	25	20	40	-20.0	100.0
Carpentry/Carpenter°	19	20	21	5.3	5.0
Child Care and Support Services Management°	11	16	13	45.5	-18.8
Child Care Provider/Assistant°	29	40	68	37.9	70.0
Computer Installation and Repair Technology/Technician°	35	15	36	-57.1	140.0
Construction Management°	17	9	30	-47.1	233.3
Cosmetology/Cosmetologist, General°	102	110	138	7.8	25.5
Criminal Justice/Police Science°	26	55	18	111.5	-67.3
Criminal Justice/Safety Studies°	30	107	76	256.7	-29.0
Culinary Arts/Chef Training	23	21	37	-8.7	76.2
Data Processing and Data Processing Technology/Technician°	26	33	43	26.9	30.3
Dental Assisting/Assistant	16	12	22	-25.0	83.3
Dental Hygiene/Hygienist	16	21	24	31.3	14.3
Drafting and Design Technology/Technician, General	9	12	17	33.3	41.7
Early Childhood Education and Teaching°	39	25	38	-35.9	52.0
Electrical and Power Transmission Installation/Installer, General°	1	6	2	500.0	-66.7
Electrical, Electronic and Communications Engineering Technology/Technician	6	1	7	-83.3	600.0
Electrician°	43	49	57	14.0	16.3
Emergency Medical Technology/Technician (EMT Paramedic)°	57	87	87	52.6	0.0
Fire Prevention and Safety Technology/Technician°	3	2	2	-33.3	0.0
Fire Science/Fire-fighting°	19	9	11	-52.6	22.2
Health Services/Allied Health/Health Sciences, General°	16	6	78	-62.5	1200.0
Heating, Air Conditioning, Ventilation and Refrigeration Maintenance Technology/°	99	107	64	8.1	-40.2
Hospitality Administration/Management, General°	7	11	5	57.1	-54.5
Human Resources Management/Personnel Administration, General°	16	34	34	112.5	0.0
Industrial Mechanics and Maintenance Technology°	9	37	27	311.1	-27.0
Legal Assistant/Paralegal	9	8	10	-11.1	25.0
Licensed Practical/Vocational Nurse Training	44	41	27	-6.8	-34.1

Technical College Graduates - 2015*

PROGRAMS	TOTAL GRADUATES			PERCENT CHANGE	
	2013	2014	2015	2013-2014	2014-2015
Machine Shop Technology/Assistant°	27	18	27	-33.3	50.0
Marketing/Marketing Management, General	10	5	6	-50.0	20.0
Mechanical Drafting and Mechanical Drafting CAD/CADD°	7	19	15	171.4	-21.1
Medical Insurance Coding Specialist/Coder°	46	76	32	65.2	-57.9
Medical Office Assistant/Specialist°	42	29	34	-31.0	17.2
Medical/Clinical Assistant	11	19	12	72.7	-36.8
Nail Technician/Specialist and Manicurist°	4	5	2	25.0	-60.0
Network and System Administration/Administrator°	37	35	41	-5.4	17.1
Nursing Assistant/Aide and Patient Care Assistant/Aide°	274	262	225	-4.4	-14.1
Phlebotomy Technician/Phlebotomist°	33	19	17	-42.4	-10.5
Professional, Technical, Business, and Scientific Writing°	33	20	32	-39.4	60.0
Solar Energy Technology/Technician°	16	14	22	-12.5	57.1
Surgical Technology/Technologist°	36	46	30	27.8	-34.8
Truck and Bus Driver/Commercial Vehicle Operator and Instructor°	146	152	142	4.1	-6.6
Welding Technology/Welder°	280	251	384	-10.4	53.0

Definition: All graduates except those listed as technical certificates(°) are diploma and degree graduates. Diploma and degree programs are one to two years in length. Technical certificates are less than a year in length. Duplication may occur due to graduates with multiple awards.

Source: Technical College System of Georgia

*Data shown represents Annual 2013, 2014, and 2015.

Active Applicants - Georgia Department of Labor

	TOTAL	Mgt.	Bus. and Finance	Comp. and Arch. and Math	Life and Soc. Svcs.	Comm. and Svcs	Legal	Ed. and Training	Arts and Design	Health Prac.	Health Support	
Bryan	161	47	27	12	15	3	11	3	6	12	14	11
Chatham	1,484	444	188	101	98	33	102	13	94	118	110	183
Effingham	178	55	19	18	21	7	6	3	14	9	9	17
Subtotal Area	1,823	546	234	131	134	43	119	19	114	139	133	211

Active Applicants - Georgia Department of Labor (cont.)

	TOTAL	Protect. Svcs.	Food Prep.	Ground Cleaning	Personal Care	Sales	Office Support	Farm. and Forestry	Cons- truction	Installation Main.	Prod.	Trans. and Moving
Bryan	433	16	26	12	8	40	109	1	51	45	70	55
Chatham	5,594	168	657	363	163	616	1,482	7	373	318	604	843
Effingham	672	14	32	24	10	43	198	4	71	71	121	84
Subtotal Area	6,699	198	715	399	181	699	1,789	12	495	434	795	982

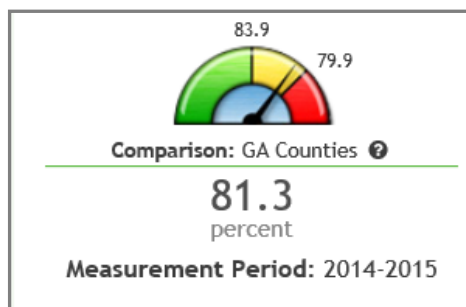
4.5 Issues & Opportunities

The loss of manufacturing jobs to overseas companies is a matter of national concern. A greater, but less publicized, concern is the loss of skilled technical jobs to countries that place a high value on education thereby producing an abundance of engineers, mathematicians, computer scientists, and other highly-trained professionals. The dominance of American universities focusing on scientific research and materials development, handling, and distribution has been a strength that has enabled the national economy to remain competitive in the world even as manufacturing jobs relocated to other countries.



Chatham County appears to be well situated for the challenge to produce highly skilled engineers and scientists who will be critical to the economic health of the nation and of the region. The unique

educational-industrial partnerships that the Savannah Economic Development Authority has promulgated, the technical thrust of the Savannah College of Art and Design and Savannah Technical College, the Georgia Southern University Logistics and Intermodal Transportation (LIT) program, as well as the universities in the area assist in producing a skilled professional base.



While the facilities for tertiary education appear to anticipate the future challenges, the kindergarten through twelfth grade (K-12) facilities need additional support. Approximately 81.3 percent of students within Chatham County graduate high school within four years of their first enrollment in 9th grade indicating that almost 19 percent of the residents of Chatham County do not have a high school diploma.

The Savannah Chatham County Public School System continues to make strides by replacing aging facilities with new, modern schools and technologies and have placed an emphasis on Science, Technology, Engineering and Mathematics (STEM).



Additionally, the Live Oak Library system adopted a progressive Facilities Plan to build and staff libraries throughout its three county service area. These programs are critical to the economic vitality of the region and will be successful only if the residents of the region make the connection between a strong educational system and the region's economic well-being.